

STS MEETING BULLETIN

THE SOCIETY OF THORACIC SURGEONS
54th ANNUAL MEETING
FORT LAUDERDALE, FL | sts.org

SATURDAY

- 6:30 a.m. – 6:00 p.m.**
Registration
Atrium Lobby, First Floor
- 7:00 a.m. – 6:30 p.m.**
Tech-Con Exhibits
Grand Ballroom Foyer
- 7:00 a.m. – 8:00 a.m.**
Tech-Con Breakfast
Grand Ballroom Foyer
- 8:00 a.m. – 9:30 a.m.**
Tech-Con Adult Cardiac Track I
Grand Ballroom C-H
- Tech-Con General Thoracic Track I
Grand Ballroom A-B
- 10:15 a.m. – 12:00 p.m.**
Tech-Con Adult Cardiac Track II
Grand Ballroom C-H
- Tech-Con General Thoracic Track II
Grand Ballroom A-B
- 12:00 p.m. – 1:00 p.m.**
Tech-Con Lunch
Floridian Ballroom
- 1:00 p.m. – 2:30 p.m.**
Tech-Con Adult Cardiac Track III
Grand Ballroom C-H
- Tech-Con General Thoracic Track III
Grand Ballroom A-B
- 3:00 p.m. – 5:00 p.m.**
Tech-Con Joint Session
Grand Ballroom C-H
- 5:00 p.m. – 6:30 p.m.**
Tech-Con Reception
Grand Ballroom Foyer

SUNDAY

- 7:00 a.m. – 6:30 p.m.**
Registration
Atrium Lobby, First Floor
- 8:00 a.m. – 12:00 p.m.**
Adult Congenital Heart Disease Symposium: Surgical Management of Hypertrophic Cardiomyopathy and Anomalous Aortic Origin of a Coronary Artery in Children and Adults
Floridian Ballroom B-C
- Practice Management Summit
Rooms 304-305
- STS/AATS Critical Care Symposium: When Things Go Wrong in the CTICU and What to Do About It
Floridian Ballroom D
- CHEST @ STS: Advanced Bronchoscopy and Surgical Airway Symposium
Room 315
- SCA @ STS: Integrating Perioperative Echocardiography Into Cardiac Surgical Clinical Decision Making
Floridian Ballroom A
- 8:00 a.m. – 4:00 p.m.**
Multidisciplinary Innovations in Cardiothoracic Patient Care
Room 316
- 10:00 a.m. – 4:30 p.m.**
“My Tube” Adult Cardiac How-To Video Session
Grand Ballroom A-B

see **SCHEDULE**, page 14

SATURDAY-SUNDAY | JAN. 27-28, 2018

STS 2018 Begins

Welcome to the STS 54th Annual Meeting! I am thrilled to welcome you to Fort Lauderdale for this preeminent educational event in cardiothoracic surgery.

The STS Annual Meeting will be packed with interactive learning on hot topics. Over the next 5 days, you'll experience thought-provoking lectures from renowned faculty and guests, exciting hands-on learning, an abundance of networking opportunities, and a chance to view the latest products and services in the specialty.

A number of sessions will feature perspectives from international experts. A Monday session from STS, the Canadian Association of Thoracic Surgeons, and the Canadian Society of Cardiac Surgeons will provide information on the management of airway injuries post-esophagectomy, management of N2 disease in non-small cell lung cancer, and much more. Also on Monday, surgeons at the International Symposium will explain their treatment approaches, challenges, and ethical dilemmas related to dealing with infectious heart

diseases in young adults—especially in light of the current opioid epidemic.

On Tuesday, the Society will team up with the European Association for Cardio-Thoracic Surgery in a session on the treatment options available for bicuspid aortic valve disease associated with pure aortic valve insufficiency and root dilation. In the afternoon, STS will partner with the International Society for Heart and Lung Transplantation in a new session on contemporary experience with left ventricular assist device therapy around the globe. STS also will join with the European Society of Thoracic Surgeons to discuss controversial issues in general thoracic surgery, including surgical management of pulmonary metastases, management of malignant pleural mesothelioma, surgery in small cell lung cancer, and chest wall tumors.

In addition to collaborative sessions with international participants highlighted above, special presentations with the American Association for Thoracic Surgery, the American College of Chest Physicians, the Society of Cardiovascular Anesthesiology, and the Society for Vascular Surgery also are part of the program.



Richard L. Prager, MD

A new session on Monday will tackle the topic of diversity and inclusion in cardiothoracic surgery. Speakers will discuss how a diverse cardiothoracic surgery workforce can improve patient outcomes through increasing cultural competency and mitigating unconscious provider bias. Please make plans to attend this important session.

see **ANNUAL MEETING**, page 6

Changing Patient Population Drives Critical Care Symposium

The definition of a “traditional” cardiothoracic surgery patient is evolving. As patients become older and more frail, the strategies to ensure good outcomes and handle issues that arise postoperatively are changing.

“Clinicians need to be up-to-date on the elements of care for these patients, who are more complex and have more comorbidities,” said moderator Rakesh C. Arora, MD, of the University of Manitoba and St. Boniface Hospital in Winnipeg, Canada.

This year's STS/AATS Critical Care Symposium will help members of the entire cardiothoracic surgery team do just that. Categorized into three sessions, the topics

discussed at the Symposium will cover how to make things go right, what to do when things go wrong, and handling end-of-life decisions.

“How to make things go right” includes good communication and using checklists, especially when patients transition to different members of the health care team.

Moderator Michael S. Firstenberg, MD, of Summa Akron City Hospital in Ohio, noted that checklists help to ensure that all clinicians involved in a patient's care are on the same page about major issues. “This seems to be a painfully obvious way to reduce morbidity and mortality, but there has been some resistance, most likely because people are not sure how to implement the process,” he added.

The “when things go wrong” portion of the Symposium will emphasize both the practical and ethical aspects of managing challenging situations. “Clinicians tend to focus on the positive experiences, but we all know that there's a certain reality where things don't always go well,” Dr. Firstenberg said.

Failure to rescue has been strongly tied to variations in mortality, and studies suggest that systems-level interventions may

STS/AATS Critical Care Symposium: When Things Go Wrong in the CTICU and What to Do About It

Sunday, January 28

8:00 a.m. – 12:00 p.m.

Floridian Ballroom D

improve the quality of care. “The literature in cardiothoracic surgery and other high-risk settings has shown that bad outcomes are rarely the result of one individual,” said Dr. Firstenberg. “How can we make sure things will go well? You need an integrated, predictable process. It's this kind of process that gives you an orchestra, rather than just a group of musicians playing their

see **CRITICAL CARE**, page 13

Exhibit Hall Opening Reception

Sunday, 4:30 p.m. – 6:30 p.m.

Halls ABC, First Floor

—MICHAEL S. FIRSTENBERG, MD

WE HEAR YOU.



Avalus™
Bioprosthesis

Innovation

The first thing we do as collaborators is listen. You have shared your surgical experience and expertise, and together, we develop meaningful comprehensive options for your patients.



Stop by our booth to see our innovations.

Avalus™ Bioprosthesis

Indications: The Avalus bioprosthesis is indicated for the replacement of diseased, damaged, or malfunctioning native or prosthetic aortic valves. Contraindications: None known. Warnings/Precautions/Adverse Events: Only physicians who have received proper training in valve replacement should use this device. Accelerated structural deterioration due to calcific degeneration of bioprosthesis may occur in: children, adolescents, young adults, and patients with altered calcium metabolism (e.g., chronic renal failure, or hyperparathyroidism). Adverse events can include: angina, cardiac dysrhythmias, endocarditis, heart failure, hemolysis, hemolytic anemia, hemorrhage, infection other than endocarditis, transvalvular or paravalvular leak, myocardial infarction, nonstructural valve dysfunction (leaflet entrapment/impingement, obstructive pannus ingrowth, suture dehiscence, inappropriate sizing or positioning, or other), pericardial effusion or tamponade, prosthesis regurgitation, prosthesis stenosis, prosthesis thrombosis, stroke, structural valve deterioration (calcification, leaflet tear or perforation, or other), thromboembolism, tissue dehiscence, and transient ischemic attack. These complications could lead to reoperation, explant of the bioprosthesis, permanent disability, or death. Caution: Federal law (USA) restricts this device to sale by or on the order of a physician. For a listing of indications, contraindications, precautions, warnings, and potential adverse events, please refer to the Instructions for Use. For countries that use eIFUs, consult instructions for use at www.medtronic.com/manuals. Note: Manuals can be viewed using a current version of any major internet browser.

medtronic.com

©2018 Medtronic. All rights reserved. Medtronic, Medtronic logo and Further, Together are trademarks of Medtronic. All other brands are trademarks of a Medtronic company.
UC201806906 EN 01/2018

Medtronic
Further, Together

STS Staff Welcomes You to Fort Lauderdale

On behalf of the Society’s staff, I join STS President Rich Prager in welcoming you to The Society of Thoracic Surgeons 54th Annual Meeting and Exhibition in Fort Lauderdale, Florida. As in the past, the Annual Meeting will provide you with a wide range of educational, networking, and social offerings.



Rob Wynbrandt

Because there is so much to experience between Saturday and Wednesday, this *STS Meeting Bulletin* will help you keep track of what’s happening and provide up-to-date information about new sessions, meeting room locations, exhibitor descriptions, and much more.

Watch for the Monday and Tuesday/Wednesday editions of the *Bulletin*; the newspapers will be placed in bins throughout the convention center. Check the front page left-hand column in each issue for a quick summary and update of the day’s activities.

The *Bulletin* also provides a handy reference to the Exhibit Hall, which is an important component of the meeting experience. The Exhibit Hall is a great place to learn about new and improved technology and products, and it offers the perfect opportunity to see and meet with colleagues and friends. Surveys from past meetings show that the majority of attendees make a point of visiting with the exhibitors at least three times over the course of the meeting. The STS Exhibit Hall opens its doors at 4:30 p.m. on Sunday, with a reception that runs through 6:30 p.m. Snacks and refreshments will be served throughout the Exhibit Hall.

While you’re there, I hope you will stop by the STS booth (#807). Staff members will be there, eager to talk with you about—and provide updates on—all things STS. Be sure

to ask about plans to upgrade and expand the STS National Database—including the new STS InterMac Database component for mechanical circulatory support device procedures, our public reporting initiatives, exciting developments from the STS Research Center, and upcoming educational programs.

You also will want to take a moment and talk with the STS Government Relations staff, who can bring you up to date on the Society’s many efforts on Capitol Hill. From coding and reimbursement issues to the future of health care reform legislation and regulation, STS continues to champion the specialty in Washington. Stop by and learn more. There’s a lot going on—and you’ll want to understand the implications for your practice.

If you are not already an STS member, please stop by the STS booth and learn about the many membership benefits we have to offer, including a complimentary subscription to *The Annals of Thoracic Surgery*. Those attendees who are not cardiothoracic surgeons—i.e., other physicians, CT surgery and general surgery residents, medical students, and all allied health care professionals—should especially note that our rolling admission process for Candidate, Pre-Candidate, and Associate Membership allows for the prompt disposition of their STS membership applications, typically within a week or two, so that they can start

enjoying the benefits of STS membership almost immediately. CT surgeon applications for Active and International Membership also are reviewed and approved by our Board of Directors three times per year, and those applications received by March 16 will be eligible for consideration when the Board next meets on April 29. Even if you already are an STS member, please pick up a membership packet for a colleague; you will be helping both your colleague and your Society.

All the scientific sessions at this 54th Annual Meeting, including the symposia, meet the experts sessions, breakout sessions, hands-on sessions, and invited talks, create a vast array of educational opportunities—more than any one person could ever attend onsite. Fortunately, the STS 54th Annual Meeting Online is included free with your Annual Meeting registration. This online product will allow you to catch those sessions you weren’t able to attend—and review all the sessions you did attend—in the comfort of your home or office throughout the year ahead.

In closing, please know that all of us on the staff are here to serve you. Look for the distinctive green STAFF ribbon on our name badges, and please don’t hesitate to let us know if there’s anything we can do to help.

Thank you for attending, and enjoy the meeting! ■

Rob Wynbrandt
STS Executive Director & General Counsel

If you are not already an STS member, please stop by the STS booth and learn about the many membership benefits we have to offer.

New Session Focuses on Diversity in CT Surgery

Recognizing the growing diversity of cardiothoracic surgery patients and the population at large, the Society’s Special Ad Hoc Task Force on Diversity and Inclusion has designed a new session to address the role of diversity and inclusion in the cardiothoracic surgery workforce and explore why physicians who are underrepresented in medicine are important for the optimal delivery of cardiothoracic surgical care.

During the session, David A. Acosta, MD will explain how a diverse environment can improve health care outcomes, as well as an organization’s overall effectiveness and productivity. Dr. Acosta is the Chief Diversity and Inclusion Officer at the Association of American Medical Colleges.

Following Dr. Acosta’s talk, a panel discussion will be held among Society leaders, a patient advocate, a medical student, a cardiothoracic surgery resident, and academic and community-based cardiothoracic surgeons. Initial results from a recent survey of US-based STS members will be presented, and questions from the audience will be encouraged. ■

Diversity and Inclusion in Cardiothoracic Surgery: What’s in it for Me?
Monday, January 29
11:30 a.m. – 12:30 p.m.
Floridian Ballroom B-C

Learn How to Navigate the Paradigm Shift in Health Care

Changes in technology and business practices have transformed the delivery of health care. This year’s Practice Management Summit will arm cardiothoracic surgeons with the information that they need to succeed in this evolving environment.

One of the greatest changes over the past 10 to 15 years is the decreasing number of cardiothoracic surgeons in private practice, with most cardiothoracic surgeons now employed by or affiliated with a hospital system.

Practice Management Summit
Sunday, January 28
8:00 a.m. – 12:00 p.m.
Rooms 304-305

“Our specialty is very hospital-based, primarily because we are involved with major operations and use expensive equipment. Increasing overhead costs and changes in

reimbursement have made it difficult for cardiothoracic surgeons to be in private practice,” said moderator Frank L. Fazzalari, MD, MBA, Chair of the STS Workforce on Practice Management.

A panel of experts on the business aspects of cardiothoracic surgery will help attendees better position themselves for success, whether they are self-employed or hospital-employed. Discussions about contracts will include perspectives from both the employee and employer perspectives. Information also will be presented on fair market value compensation for cardiothoracic surgeons in the United States.

“This information is very important for

surgeons who are negotiating employment contracts,” said Dr. Fazzalari.

Experts also will discuss professional opportunities for cardiothoracic surgeons at the corporate level, how health care providers can cope with uncertainty and unexpected surprises, and how organizations can be designed to be more reliable and resilient. “Our presenters are at the leading edge of changes in the clinical and financial aspects of cardiothoracic surgery,” Dr. Fazzalari said, noting the Summit’s important benefit of speaker-attendee interaction. “We’ll have plenty of time for discussion, so attending the Summit will be a great way to have your questions answered.” ■

“Increasing overhead costs and changes in reimbursement have made it difficult for cardiothoracic surgeons to be in private practice.”

– FRANK L. FAZZALARI, MD, MBA

Photography and Recording Policy

Photography and recording of STS/AATS Tech-Con 2018 sessions are strictly prohibited, except by authorized personnel. Recording of STS 54th Annual Meeting sessions is strictly prohibited, except by authorized personnel. ■

Free Wi-Fi Available

Complimentary wireless internet, supported by Medtronic, is available in the common areas and meeting rooms of the Convention Center for all STS Annual Meeting attendees. To connect to the wireless internet, select “**STS 2018**” from the available networks. Launch a web browser and follow the instructions to connect, entering password “**Medtronic1**” when prompted; the password is case sensitive. ■

Hear from Experts at Industry-Sponsored Satellite Activities

Satellite activities are programs offered by industry and held in conjunction with the STS 54th Annual Meeting. They are not developed or sponsored by STS.

MONDAY

Abbott **Hemodynamics Matter for Exercise Reserve, Left Ventricular Mass Regression, and Durability**

7:00 p.m. – 10:00 p.m.

Hilton Fort Lauderdale Marina, Grand Ballroom E
1881 SE 17th St.

AtriCure/MediaSphere Medical **Concomitant Surgical Ablation of Atrial Fibrillation: Navigating Controversies and Growing Your Practice**

7:00 p.m. – 9:00 p.m.

Fort Lauderdale Marriott Harbor Beach Resort & Spa,
Caribbean V
3030 Holiday Dr.

Baxter **Challenge the Burden of Bleed: Discussing the Clinical Value of an FDA-Accepted Bleeding Severity Scale**

7:00 p.m. – 10:00 p.m.

Hilton Fort Lauderdale Marina, Atlantic Ballroom 2
1881 SE 17th St.

Edwards Lifesciences **Latest Innovations in Surgical Aortic Valve Replacement**

7:00 p.m. – 10:00 p.m.

Hilton Fort Lauderdale Marina, Grand Ballroom D
1881 SE 17th St.

TUESDAY

Thompson Surgical **Optimal Exposure for Mitral Valve Surgery: If You Can't See It, You Can't Fix It**

6:00 a.m. – 7:00 a.m.

Hilton Fort Lauderdale Marina, Grand Ballrooms ABCD
1881 SE 17th St.

Get the Most Out of the Annual Meeting

Whether it's your first time attending the STS Annual Meeting or your 20th, making the most of your time in Fort Lauderdale will require planning and a good dose of flexibility. Three veteran meeting attendees share their best advice to help you maximize your experience.

DOWNLOAD THE APP

"Planning your schedule at the meeting can be a challenge," said Robbin G. Cohen, MD, MMM, Associate Professor of Cardiothoracic Surgery at the University of Southern California in Los Angeles. "It's true that you have to juggle in order to see the things that interest you, and you can't always attend everything you want to."

If you haven't already, download the STS Meetings app, available at sts.org/mobileapp, to help you stay on schedule. You can save sessions and presentations to your personal itinerary, then set alerts so that you're reminded when they're about to begin. You also can use the app to read scientific abstracts and take notes during presentations.

"The discussion opportunities are very informal and provide ample opportunity for further interaction and exchange of new ideas."

—KEVIN D. ACCOLA, MD

GET A WELL-ROUNDED EXPERIENCE

While many Annual Meeting sessions offer in-depth science, technology, and hands-on learning, others address the practice management side of cardiothoracic surgery. These sessions include the Practice Management Summit (Sunday), Diversity and Inclusion in Cardiothoracic Surgery: What's In It for Me? (Monday), and The Importance of Physician Documentation in Reimbursement (Monday).

Kevin D. Accola, MD, a cardiothoracic surgeon at Cardiovascular Surgeons PA in Orlando, encourages his colleagues to attend the STS Key Contacts session on Monday and the Health Policy Forum on Tuesday so that they are prepared to advocate for the specialty.

"It's essential that cardiothoracic surgeons and others in our field become knowledgeable about changes in our health care system, as they impact our daily practice," he said.

Dr. Accola also strongly encourages



Kevin D. Accola, MD asks a question during the 2017 Annual Meeting.

attendees to participate during sessions, whether it's during the Q&A portion of a session or via polling software available in select sessions. "The discussion opportunities are very informal and provide ample opportunity for further interaction and exchange of new ideas," he said.

VISIT THE EXHIBIT HALL

In addition to offering insightful information about Annual Meeting sessions, this issue of the *STS Meeting Bulletin* offers a map of the Exhibit Hall and descriptions about what companies are offering at their booths (see pages 8-11).

"I frequently find a new instrument or idea that I hadn't thought of," said Dr. Cohen. "Visiting the Exhibit Hall also helps you establish relationships with salespeople and their managers who might be good resources in the future."

The Society has a booth in the Exhibit Hall (#807) where attendees can learn about everything STS, such as membership, *The Annals of Thoracic Surgery*, STS-PAC, and the STS National Database.

Data managers and surgeons participating in the STS National Database should take time to visit the STS Regional Data Managers booth (#1112). "It's a great way to find out what's going on around the country and how to become more involved with local efforts," said Syma Prince, RN, BSN, AACC, Director of Cardiovascular Outcomes at HCA North Texas in Dallas. "These regional initiatives are where some of the strongest networks are built."

BUILD YOUR NETWORK

Networking is an essential component of the Annual Meeting experience.

"People I've met at the Annual Meeting have remained mentors throughout my career and become close friends," Dr. Accola said.

Dr. Cohen agreed. "I would advise new and young members to not be shy about attending social events and approaching even the most famous members in our field," he said. "I think STS is a really inclusive organization that is welcoming of young talent."

One of the highlights of the meeting is the President's Reception, which will be held on Sunday evening at the Fort Lauderdale Marriott Harbor Beach Resort & Spa. The event allows attendees to connect with leaders in cardiothoracic surgery in a picturesque, informal setting. It's not too late to purchase a ticket; you can do so at Registration on the first floor.

On the other evenings, industry-sponsored satellite activities feature expert talks and oftentimes a free meal (find a list to the left).

"Many surgeons have been invited to industry dinners in advance by their local reps," Dr. Cohen said. "These can be another good way to learn about new technology in development."

RECHARGE YOUR BATTERIES

Relaxing in your hotel room with room service can be a refreshing option after days filled with learning and socializing.

"The meeting can be a lot to take in. There's nothing wrong with getting in some downtime so that you're ready to go tomorrow," Prince advised. ■



**The Society
of Thoracic
Surgeons**

STS MEETING BULLETIN

JANUARY 27–31, 2018

THE OFFICIAL NEWSPAPER OF THE STS 54TH ANNUAL MEETING

STS STAFF

Robert A. Wynbrandt
Executive Director & General Counsel

Natalie Boden, MBA
Director of Marketing & Communications

Heather Watkins
Communications Manager

© Copyright 2018, The Society of Thoracic Surgeons,
633 N. Saint Clair St., Floor 23,
Chicago, IL 60611-3658

STS Meeting Bulletin is published and distributed for STS by Ascend Integrated Media. All rights reserved. The opinions expressed in this publication are those of the presenters and authors and do not necessarily reflect the views of the Society.

CT Surgery Residents Prepare to Win Jeopardy Title

Cardiothoracic surgery residents from Europe and the United States will face off Sunday evening in the ultimate cognitive challenge—the STS Cardiothoracic Surgery Jeopardy Championship.

Qualifying competitions were held at the European Association for Cardio-Thoracic Surgery Annual Meeting in October 2017 and the Southern Thoracic Surgical Association Annual Meeting in November 2017.

EACTS winners Priyadharshanan Ariyaratnam, MRCS and Joshil Lodhia,

MRCS from Castle Hill Hospital in Cottingham, United Kingdom, will compete against STSA winners Terry Shih, MD and Stephanie G. Worrell, MD from the University of Michigan on Sunday from 4:45 p.m. to 5:55 p.m. in the Exhibit Hall Learning Lab Theater. ■

LSS

Longitudinal Sternal Stabilization

Reinforce the sternum

Maximize success

over 2,000 devices implanted <0.01% complications

83% stronger than wire alone*

\$0 device cost reentry

Visit us at Booth 901

Join the Conversation Online!

Follow STS on social media to stay on top of Annual Meeting news, and share your meeting experience using the hashtag #STS2018. Your posts could be featured in these pages!



The Society of Thoracic Surgeons (STS)



@thesocietyofthoracicsurgeons



@STS_CTSurgery



The Society of Thoracic Surgeons

Need a Professional Headshot?

Visit the STS Booth and be ready to strike a pose!

Have a professional headshot taken for business or personal use, compliments of the Society.

A photographer will be available in the Exhibit Hall next to STS Booth #807:

Sunday • 4:30 p.m. – 6:30 p.m.


Monday • 9:00 a.m. – 4:30 p.m.

Tuesday • 9:00 a.m. – 3:30 p.m.

Photographs will be taken on a first-come, first-served basis. You will be emailed a link to download your high-resolution photograph following the Annual Meeting.

Tips to have your best photo taken:

- Wear solid colors or simple patterns; the backdrop will be gray
- Bring a brush
- Keep makeup simple and natural
- Relax and don't force a smile
- If you normally wear glasses, keep them on for the headshot
- Remove your badge for the photo



ANNUAL MEETING

continued from page 1

I also am very pleased about the three outstanding guest speakers at the General Session on Tuesday morning. Not one, but two speakers have been chosen for this year's Thomas B. Ferguson Lecture. John Ayanian will deliver "Health Care Reform: Why It's Still Needed and Where It's Headed." He is the Director of the Institute for Healthcare Policy and Innovation at the University of Michigan. Karen Joynt Maddox will present "The Future of Payment Reform in Medicare." She is a practicing cardiologist at Washington University in St. Louis who has served as a health policy advisor for the Department of Health and Human Services. Following the two presentations, Keith Naunheim, Dave Shahian, Alan Speir, and I will participate in a panel discussion on health care reform.

The C. Walton Lillehei lecturer will be Laura J. Snyder, a historian, philosopher, and writer. Her talk, "The Philosophical Breakfast Club and the Invention of the Modern Scientist," will describe how a group of thinkers at Cambridge University in the early 19th century introduced four major principles into scientific inquiry and, as a result, transformed medical science.

A full listing of presentations is available in your *Program Guide*, a publication that you will find invaluable for planning your schedule. New this year, the scientific abstract information is available in an e-only *Abstract Book* (sts.org/abstractbook) and in the STS Meetings app (sts.org/mobileapp).

On behalf of the Society's leadership, thank you for joining us here in Fort Lauderdale.

Welcome to the meeting! ■

Richard L. Prager, MD
STS President

Learning Opportunities Available in the Exhibit Hall

Exhibiting companies and others will present talks and demonstrations in the Learning Lab Theater, located in the Exhibit Hall at Booth 1736.

SUNDAY

4:45 p.m. – 5:55 p.m.

STS Jeopardy Championship

MONDAY

10:55 a.m. – 11:25 a.m.

Abbott

Transseptal Access for Transcatheter Mitral Procedures: Surgeons Can Master This Too!

12:45 p.m. – 1:15 p.m.

AngioDynamics

The AngioVac System: When Is It the Device of Choice?

TUESDAY

10:15 a.m. – 10:45 a.m.

Johnson & Johnson Medical Devices Companies

The Science of Tissue Management



RAM[®] AVR/MVR PROCEDURE

Learn about LSI's automated instrumentation for minimally invasive aortic and mitral valve replacement at LSI Booth 537 and experience hands-on training in our LSI Innovation Boutique.

REMICS[™]

REDEFINING MINIMALLY INVASIVE CARDIAC SURGERY

LSI SOLUTIONS[®]

2018 ANNUAL MEETING EXHIBITORS

A&E Medical 625, 925

Farmingdale, NJ
A&E Medical's products include MYO/Wire® temporary pacing wires, MYO/Wire II sternum wires, MYO/Punch rotating surgical punch, MYO/Lead disposable patient cable, and DoubleWire high-strength sternal closure system.

Abbott 1325

Santa Clara, CA
Abbott is committed to helping people live their best life through the power of health. For more than 125 years, Abbott has brought new technologies to the world—in nutrition, diagnostics, medical devices, and branded generic pharmaceuticals—that create more possibilities for more people at all stages of life.

Abiomed Inc 213

Danvers, MA
Abiomed (NASDAQ: ABMD) is a leading provider of medical devices that provide circulatory support. Its products are designed to enable the heart to rest by improving blood flow and/or performing the pumping of the heart.

ACUTE Innovations 1625

Hillsboro, OR
Furthering its reputation as a leader in the thoracic industry, ACUTE Innovations® introduces a new addition to its portfolio, RibLoc® U Plus 90 Instrumentation. The U Plus 90 Instrumentation system works in conjunction with the RibLoc® U Plus Chest Wall Plating system, which features a unique U-shape design to aid in placement on the rib.

Admedus 701

Minneapolis, MN
Admedus, a global health care group, is working with renowned medical leaders to bring new medical technologies to market. CardioCel®, a cardiovascular scaffold, is the first of the company's ADAPT® tissue-engineered bioimplants and is being used by surgeons to repair simple and complex cardiac defects.

Aesculap AG 1236

Tuttlingen, Germany

AK Express 1039

Las Vegas, NV

All Star Recruiting 218

Deerfield Beach, FL
All Star Recruiting has been providing professional placement services and proven results to hospitals, physician groups, and practice management organizations since 2003. The company currently services physician and advance practice needs for both locum tenens and permanent medical positions.

American Association for Thoracic Surgery 825

Beverly, MA
Founded in 1917, the American Association for Thoracic Surgery is dedicated to excellence in research, education, and innovation in cardiothoracic surgery and has become an international professional organization.

AngioDynamics 1624

Latham, NY
A leading provider of innovative, minimally invasive medical devices used by professional health care providers for vascular access, surgery, peripheral vascular disease, and oncology. AngioDynamics's diverse product lines include market-leading fluid management systems, angiographic products, thrombolytic products, and venous products. More information is available at www.AngioDynamics.com.

The information listed here is accurate as of January 11, 2018. The information for these products and services was provided by the manufacturers, and inclusion in this publication should not be construed as a product endorsement by STS.

Astute Medical, Inc 730

San Diego, CA
Astute Medical, manufacturer of the NephroCheck Test®, is dedicated to improving the diagnosis of high-risk medical conditions and diseases through the identification and validation of protein biomarkers to serve as the basis for novel diagnostic tests. The company's focus is community and hospital-acquired acute conditions that require rapid diagnosis/risk assessment, such as acute kidney injury and sepsis.

Atlas Medical USA 801

Tustin, CA
Atlas Medical is pleased to introduce the latest in cardiac insufflation technology. The Nitr-X Guardian has the capability to effectively de-air the cardiac cavity using significantly less carbon dioxide.

AtriCure Inc 1407

Mason, OH
AtriCure Inc is a medical device company that provides innovative solutions designed to decrease the global atrial fibrillation (Afib) epidemic. AtriCure's Synergy™ Ablation System is the first and only surgical device approved for the treatment of persistent and longstanding persistent forms of Afib in patients undergoing certain open concomitant procedures.

Auris Surgical Robotics 118, 124

San Carlos, CA

Bard Davol 800

Warwick, RI
Bard is the market leader in comprehensive soft tissue reconstruction. In addition to this extensive suite of products, the company's BioSurgery franchise is delivering a growing line of enhanced sealants and hemostatic products to complement surgical techniques across thoracic, cardiovascular, and other surgical specialties.

Baxter 1113

Deerfield, IL
Baxter's BioSurgery business unit offers a comprehensive line of biologic and synthetic products that advance surgical care. BioSurgery specializes in intraoperative wound and tissue management and aims to improve surgical practice. The portfolio comprises products for hemostasis, sealing, staple line reinforcement, soft tissue repair, and bone graft substitution.

Baylis Medical 1527

Mississauga, Canada
Baylis Medical develops and markets high-technology medical devices used in the fields of interventional cardiology and interventional radiology. The company's vision is to develop and market innovative medical therapies while improving the lives of people around the world. Baylis has offices in Montreal, Toronto, Boston, and London.

BD 1316, 1221

Franklin Lakes, NJ
BD is a global medical technology company advancing health by improving discovery, diagnostics, and care delivery. The company's innovative product portfolio, leadership, and partnerships help make a difference for global health care.

Berlin Heart Inc 1103

The Woodlands, TX
Berlin Heart is the only company worldwide that develops, manufactures, and distributes ventricular assist devices for patients of every age and body size. EXCOR® Pediatric provides medium- to long-term circulatory support specifically for infants and children awaiting heart transplants. EXCOR Pediatric is approved for use in the United States under Humanitarian Device Exemption regulations by the Food and Drug Administration.

BFW Inc 1005

Louisville, KY
BFW is a worldwide technological leader in surgical illumination and headlight video imaging. Experience the foremost innovations in bright, portable, OR quality LED headlights, the new

Hatteras™ LED light source—unmatched intense illumination for headlights and instrumentation, and state-of-the-art Pharos HD™ coaxial headlight/video imaging system.

BioStable Science & Engineering 214

Austin, TX
BioStable Science & Engineering is developing and commercializing proprietary valve repair technologies that provide an alternative to valve replacement for aortic valve disease. The company's HAART Aortic Annuloplasty Devices are designed to simplify and standardize aortic valve repair for patients undergoing surgery for aortic insufficiency or root aneurysm.

Bolton Medical / Terumo 1730

Sunrise, FL

Boston Medical Products, Inc F06

Shrewsbury, MA

Boston Scientific 1024

Minneapolis, MN

Cardiac Surgical Unit Advanced Life Support 1219

Simpsonville, KY
Cardiac Surgical Unit Advanced Life Support (CSU-ALS) is the leading provider of CSU-ALS training in the US, Canada, and Mexico. It is the sole distributor of the CSU-ALS manikin. CSU-ALS can bring training to your hospital and team, or your team members attend national provider and trainer courses. Course completion results in CSU-ALS Certification, which is based on a 2-year renewal cycle.

Centese F01

Omaha, NE
Centese is the producer of Thoraguard™, an intelligent surgical drainage system designed to address the needs of cardiac and thoracic surgeons.

ClearFlow 833

Anaheim, CA
ClearFlow's mission is to support best practices and develop guidelines to prevent chest tube occlusions. ClearFlow's PleuraFlow ACT System is the only 510K cleared device indicated for the removal of retained blood and the proactive maintenance of chest tube patency after cardiac surgery, resulting in improved patient outcomes and lower health care costs.

Cleveland Clinic 902

Cleveland, OH

Congenital Heart Surgeons' Society 934

Beverly, MA
The Congenital Heart Surgeons' Society is the world's leading congenital heart surgeons' society. The 2018 CHSS Annual Meeting will be held October 21-22 at the Loews O'Hare Hotel in Chicago. www.chss.org

Cook Medical 1101

Bloomington, IN
Since 1963, Cook Medical has worked closely with physicians to develop technologies that eliminate the need for open surgery. A leader in the advancement of diagnostic and therapeutic products for vascular disease, Cook continues a tradition of innovation with comprehensive device offerings in EVAR, leg therapies, PE prevention, and embolization.

CorMatrix 631

Roswell, GA
CorMatrix® Cardiovascular markets its ECM® Bioscaffold devices for vascular repair, pericardial repair and reconstruction, cardiac tissue repair, and CanGaroo ECM Envelope for CIEDs. CorMatrix ECM Technology allows surgeons to restore the native anatomy of cardiac and vascular tissue in need of repair, serving as a superior alternative to synthetic or cross-linked materials.

CryoLife 1017

Kennesaw, GA
CryoLife, Inc® is one of the world's leading contemporary medical device companies,

providing preserved human cardiac and vascular tissues, surgical adhesives and sealants, prosthetic heart valves, cardiac lasers, and other medical devices. Since the company's inception in 1984, it is estimated that its products and tissues have helped more than 1 million patients worldwide.

CT Assist 209

Philippi, WV
CT Assist is a managed service provider of cost-effective cardiothoracic surgery advanced practitioners who deliver quality care. CT Assist provides workforce management solutions from long-term and recruiting to locum tenens and vacation coverage. It is a physician assistant-owned nationwide employer of talented and experienced cardiothoracic PAs and nurse practitioners.

CTSNet 1013

Chicago, IL
CTSNet (www.ctsnet.org) is the leading international source of online resources related to cardiothoracic surgery, as well as the major hub of the international online community of cardiothoracic surgeons and allied health care professionals. CTSNet's mission is to "connect the global cardiothoracic community."

Derma Med Tech 1436

Houston, TX

Designs for Vision 1104

Bohemia, NY
Just See It™ with Designs for Vision's lightweight custom-made surgical telescopes, available with Nike® frames. See It Even Better™ with the L.E.D. Daylite® or Twin Beam®, providing the brightest and safest untethered illumination. Introducing the L.E.D. Daylite® Nano Cam HD—document the procedure with HD video from your perspective.

DMMED Group 835

Las Vegas, NV

EBM 1619

Tokyo, Japan
EBM, a biomedical spin-out venture company from Japan, provides the original beating heart simulator and quantitative assessment system for off-pump coronary artery bypass grafting and vascular anastomosis worldwide. Skill assessment is based on rapid CFD technology and validated silicone vascular model.

Eclipse Loupes and Products 1529

Orchard Park, NY
Eclipse offers the highest quality surgical loupes and lights at the lowest prices. The company backs its products with an industry-leading lifetime warranty.

Edwards Lifesciences 513

Irvine, CA
Edwards Lifesciences is the global leader in the science of heart valves and hemodynamic monitoring. Driven by a passion to help patients, the company partners with clinicians to develop innovative technologies in the areas of structural heart disease and critical care monitoring, enabling them to save and enhance lives. Additional company information can be found at www.edwards.com.

EHRC Technologies 1137

Miami, FL

Elsevier 624

Philadelphia, PA
Elsevier is the proud publisher of *The Annals of Thoracic Surgery* and a world-leading provider of information solutions that enhance the performance of science, health, and technology professionals. Elsevier empowers better decision making and the delivery of better care. www.elsevier.com

Essential Pharmaceuticals 207

Durham, NC
Supporting the preservation of human systems. Originally developed for cardiac surgery, Custodiol® HTK offers superior convenience, water-like viscosity, and no need for additives or filters, which makes it a preferred solution for many transplant centers.

TECH-CON EXHIBITOR NEW EXHIBITOR MEETING BULLETIN ADVERTISER

European Association for Cardio-Thoracic Surgery **926**
Windsor, United Kingdom
EACTS is the largest European association devoted to the practice of cardiothoracic surgery. The main objectives of the association are to advance education in the field of cardiothoracic surgery and to promote, for the public benefit, research into cardiovascular and thoracic physiology and therapy and to correlate and disseminate the useful results thereof. Visit Booth 926 for more information.

European Society of Thoracic Surgeons **929**
Exeter, United Kingdom
ESTS is the largest international general thoracic surgery organization with more than 1600 members from all continents. The society’s mission is to improve quality in the specialty, from clinical and surgical management of patients to education, training, and credentialing of thoracic surgeons worldwide. The 26th European Conference on General Thoracic Surgery will be held on 27-30 May 2018, in Ljubljana, Slovenia. www.ests.org

Fehling Surgical **1001**
Acworth, GA
Fehling Surgical Instruments, Inc is the leader in fine crafted surgical instrumentation that has focused on cardiovascular surgery for more than 30 years. The company features minimally invasive valve sets, including NEW retractor designs for unmatched atrial exposure of the left atrium. The CERAMO and Superplast instruments are designed specifically for cardiovascular procedures (needle holders, forceps, clamps, and MICS).

Frymire Associates Medical Market Research **F07**
Menlo Park, CA
Frymire Associates is a network of experienced medical device market professionals who specialize in conducting exploratory and qualitative research with leading physicians from a variety of specialties. Frymire Associates’ services encompass qualitative methods, such as in-depth interviews and focus groups, studies fielded at major medical meetings, and web-based research.

General Cardiac/Heart Hugger **832**
San Jose, CA
The Heart Hugger Sternum Support Harness is a patient-operated support harness applied postoperatively to splint surgical wounds. Benefits include improved patient compliance, faster return to premonitory respiratory levels, fewer wound complications, and better postoperative mobility. It is useful for open heart surgery, thoracotomy, fractured rib, and other chest trauma patients.

General Thoracic Surgical Club **332**
Zumbrota, MN
Founded in 1988, the General Thoracic Surgical Club is a not-for-profit organization representing more than 325 general thoracic surgeons worldwide who are dedicated to ensuring the best possible outcomes for surgical procedures of the lung, mediastinum, esophagus, and chest wall by providing the highest quality patient care through education, research, and clinical experience.

Genesee BioMedical **1100**
Denver, CO
Design Beyond Standard. Genesee BioMedical, Inc provides unique devices for cardiac surgery, including annuloplasty for mitral and tricuspid repair, sternal/thoracic valve retractors, instruments for minimally invasive aortic, transcatheter aortic valve implantation, and robotic surgeries, as well as coronary graft markers, suture guards, retraction clips, and myocardial needles. www.geneseebiomedical.com

Getinge **604**
Wayne, NJ
Getinge is a leading global provider of innovative solutions for operating rooms, intensive care units, hospital wards, sterilization departments, and life science companies and institutions. Based on first-hand experience and close partnerships, Getinge offers innovative health care solutions that improve everyday life for people today and tomorrow.

Gore & Associates **1406**
Flagstaff, AZ
The Gore Medical Products Division has provided creative solutions to medical problems for 3 decades. More than 35 million Gore medical devices have been implanted worldwide. Products include vascular grafts, endovascular and interventional devices, surgical materials, and sutures for use in vascular, cardiac, and general surgery. For more information, visit www.goremical.com.

G.S. Innovations **1628**
Las Vegas, NV
G.S. Innovations provides a variety of health care solutions to many different industries. The company develops and identifies the best medical care to help diverse professional groups overcome their challenges.

Hackensack Meridian Health **1525**
Wall, NJ
Hackensack Meridian Health is a leading, not-for-profit health care network in New Jersey offering a complete range of medical services, innovative research, and life-enhancing care aiming to serve as a national model for changing and simplifying health care delivery through partnerships with innovative companies and focusing on quality and safety.

Hayes Locums **F03**
Fort Lauderdale, FL
Hayes Locums provides physician search services—both temporary and permanent placement—to health care institutions across the United States. Hayes Locums was founded on the need to improve health care consulting services to the physician and health care communities. The company is proud to provide these services with the utmost integrity, which physicians and clients have grown to trust.

HCA **937**
Brentwood, TN
HCA owns and operates more than 170 hospitals across the United States, making it one of the nation’s leading providers of health care services. HCA believes that exceptional patient outcomes only come through a dedicated community of care, placing physicians at the forefront.

Heart Hospital Baylor Plano, The **1425**
Plano, TX
The Heart Hospital Baylor Plano is a cardiovascular specialty hospital in North Texas that opened in 2007. Over the past 10 years, its quality outcomes and guest satisfaction scores have garnered recognition, praise, and accolades from international giants in the health care field. Visit TheHeartHospitalBaylor.com to learn more.

Heart Valve Society **932**
Beverly, MA
The Heart Valve Society held its inaugural meeting in May 2015 at the Grimaldi Forum in Monte Carlo, Monaco, with more than 430 medical professionals, plus 80 industry partners. Whether you are a cardiologist, surgeon, researcher, or another member of the crucial valve disease treatment team, the HVS welcomes you to become a part of something very unique. Membership is available online.

International Society for Minimally Invasive Cardiothoracic Surgery **924**
Beverly, MA
ISMICS: Innovation, Technologies, and Techniques in Cardiothoracic and Cardiovascular/Vascular Surgery. 2018 ISMICS Annual Scientific Meeting, 13-16 June 2018, Westin Bayshore, Vancouver, Canada. ismics.org

Interpace Diagnostics **108**
Parsippany, NJ
Interpace Diagnostics is a public molecular diagnostics company providing specialty molecular tests focused primarily on thyroid, esophageal, pancreatic, and lung cancer. The company’s most recently launched product is MVPdx for Lung Cancer, which differentiates local recurrence of cancer vs formation of new primary tumors. Interpace also offers ThyGenX, ThyraMIR, PancreaGEN, and BarreGEN.

Intuitive Surgical **814**
Sunnyvale, CA
Intuitive Surgical, Inc designs, manufactures, and distributes the da Vinci® Surgical System, technology designed to allow surgeons to perform many complex procedures minimally invasively.

JACE Medical **1715**
Warsaw, IN
JACE Medical pioneered the world’s first rigid sternal closure system applied presternotomy: the Grand Pre®. JACE Medical is a company and culture committed to creating innovative, transformational technologies that facilitate optimal patient treatment, recovery, and future wellness. Visit Booth 1715 and see how the company “thinks outside the paradox.” Get more information at JACEMED.com.

Jinwha Medical **F08**
Cheongju-si, South Korea

Johnson & Johnson Medical Device Companies **1203, 1213**
New Brunswick, NJ
Having made significant contributions to surgery for more than a century, the Johnson & Johnson Medical Devices Companies are in the business of reaching more patients and restoring more lives. The group represents Ethicon US, LLC, NeuWave Microwave Ablation, and DePuy Synthes.

Just Co, Ltd **1337**
Torrance, CA
Only a dedicated plating company can provide “the strongest diamond plating” technology. The company can designate the plated layer, which anchors the diamond base on purpose. Its technology is unique and popular to those in the medical field in need of microsurgery instruments and endoscope tips.

Kapp Surgical **731**
Cleveland, OH
Kapp Surgical is a custom design shop that designs surgical instruments and implants, manufactures them, and sells them, as well as distributes domestically and internationally. Kapp’s exclusive products include the Cosgrove Heart Retractor, Strip T’s surgical organizer, and countless surgical devices, all FDA approved with several pending approval.

Karl Storz Endoscopy **312**
El Segundo, CA
Karl Storz offers solutions for thoracic surgery, including slender, easily dismantled MediaFIT instruments that offer economic solutions for mediastinoscopy. The ENDOCAMELEON® Telescope allows surgeons to adjust viewing directions from 0° to 120° without changing telescopes. The IMAGE1 S™ Camera Architecture System provides brilliant, natural color rendition and innovative visualization capabilities.

Kinamed Inc **1533**
Camarillo, CA
Visit Kinamed’s booth to view a demonstration of the SuperCable®, Polymer Iso-Elastic™ Sternal Closure system, which solves limitations of metal cable, wire, and plating systems. SuperCable provides a dual strand footprint, which reduces cut-through. It elastically absorbs load and maintains compression. The low-profile clasp minimizes palpability, and the polymer cable allows for quick re-entry.

KLS Martin **901**
Jacksonville, FL
KLS Martin, a responsive company, is focused on the development of innovative products for oral, plastic, and craniomaxillofacial surgery. New product developments in its titanium osteosynthesis plating systems allow these products to be used for rapid sternal fixation and reconstruction.

Koros USA, Inc **328**
Moorpark, CA
Koros USA manufactures and distributes coronary artery bypass, aortic valve replacement, internal mammary artery, and mitral valve retractors, pediatric and adult sternum spreaders, rib spreaders, and titanium/stainless steel needle holders and forceps. High-demand state-of-the-art

instruments include the Internal Mammary Artery Tower, SWIFT, and Pro-Retractors.

Kreg Therapeutics **221**
Melrose Park, IL

Life Net Health **325**
Pleasant Prairie, WI

LivaNova **313**
Arvada, CO
LivaNova is a world leader in the treatment of cardiovascular disease. Its innovative product portfolio includes aortic and mitral valve replacement and repair, perfusion equipment, cannula, and minimally invasive cardiac surgery instruments. For more information, visit www.livanova.com.

LocumTenens.com **326**
Alpharetta, GA
Since 1995, LocumTenens.com has been a leader in placing physicians and advanced practice professionals in short-staffed health care facilities. LocumTenens.com also operates the largest job board in the industry, providing free access to thousands of jobs in all medical specialties.

LoupeCam **1217**
Scottsdale, AZ
LoupeCam® is the market leader in head-mounted HD surgical cameras and is the ONLY company offering cross platform (Mac, Windows, and soon Android) compatibility. The company offers five different magnification lenses to match all surgical points of view, along with a Bluetooth foot pedal that allows for hands-free control of the camera.

LSI Solutions **537, 637**
Victor, NY
LSI Solutions’ RAM® Device is an automated, dual curved needle annular suturing device that places a 3.5-mm wide horizontal mattress subannular suture in one squeeze. The SEW-EASY™ Device is an automated dual linear needle prosthetic suturing device that places sutures through the sewing cuff in one squeeze. With 11 years of proven clinical results, COR-KNOT® is suture fastening technology you can trust.

Med Alliance Solutions **824**
Sycamore, IL
ISO 13485-certified medical device distributor committed to providing high-quality specialty devices for cardiothoracic surgery worldwide. Exclusive US distributor of French instruments manufacturer Delacroix-Chevalier and operational partner of Michigan-based Surge Cardiovascular for open heart surgical products.

Medela AG **803**
McHenry, IL

Medistim **917**
Plymouth, MN
Medistim is the standard of care in the operating room. With the unique combination of transit time flow measurement and high-frequency ultrasound imaging guidance to help reduce and minimize the risk of negative postoperative outcomes, Medistim’s quality assessment technology offers surgeons quantifiable validation and guidance during cardiovascular, vascular, transplantation, and neurosurgery.

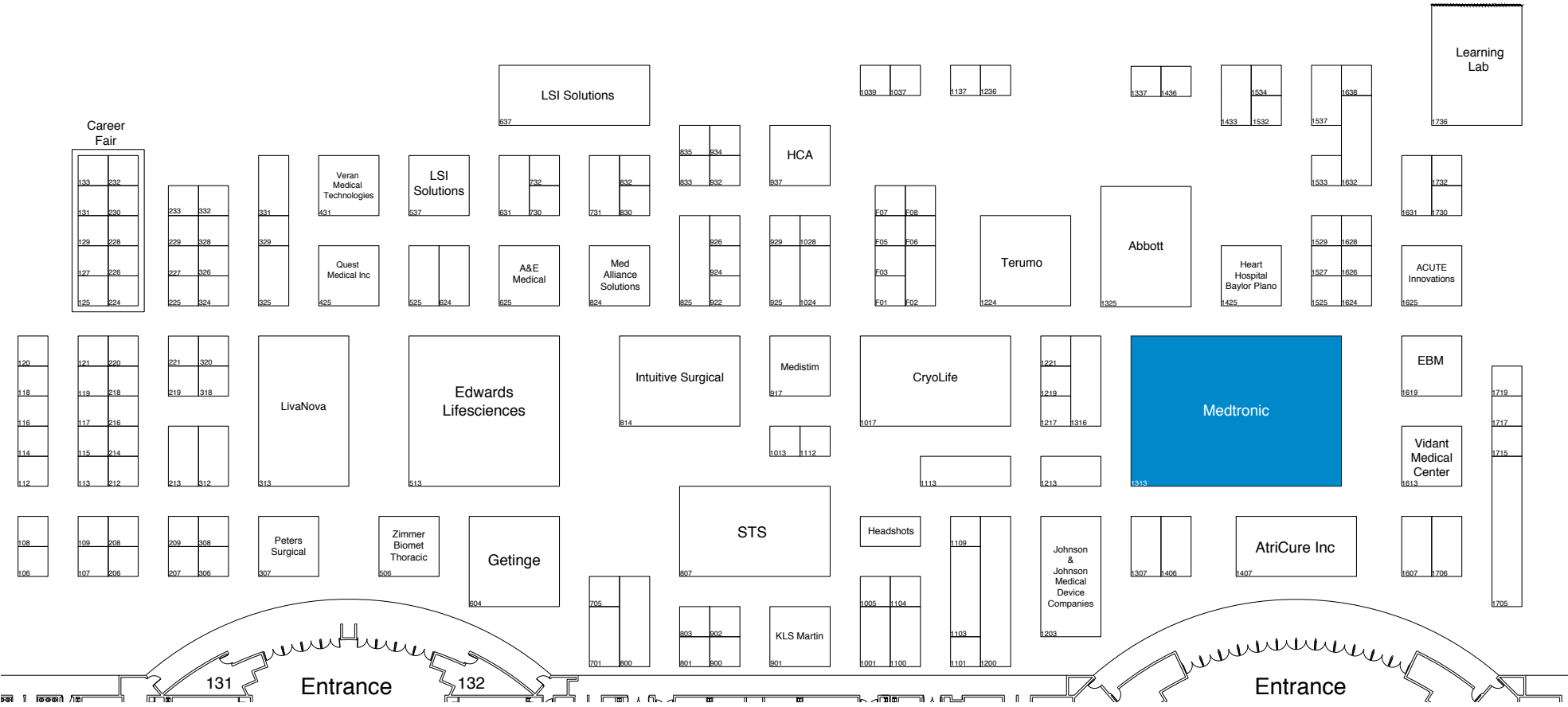
MedPartners Locum Tenens **112**
Coral Springs, FL
MedPartners Locum Tenens specializes in placing well-qualified physicians and advanced practice clinicians in locum, locum-to-perm, and direct hire staff and leadership positions while making this process as seamless as possible for client facilities. Its highly skilled recruiters assist in this process from pre-qualification to final placement.

Medtronic **1313**
Minneapolis, MN
As a global leader in medical technology, services, and solutions, Medtronic improves the lives and health of millions of people each year. The company uses its deep clinical, therapeutic, and economic expertise to address the complex challenges faced by health care systems today. Let’s take health care Further, Together. Learn more at Medtronic.com.

2018 ANNUAL MEETING EXHIBITORS cont.

MedXpert North America Edmond, OK MedXpert North America, LLC is a producer of medical devices (implants and instruments) specialized for all kind of procedures in the thoracic part of the human body. The company produces StraTos for three different indications (deformity, reconstruction after tumor resection, and trauma) and StraCos for two indications (trauma and reconstruction).	107	Nadia International Austin, TX Educational/surgical bronze sculptures for the thoracic surgeon. Museum-quality limited editions are created by the world famous sculptor Ronadró. More than 7500 surgeons in 77 countries collect his fine works of art. Introducing MIRACLE OF LIFE II and IN GOD's Hand II at the 2018 meeting.	1109	Otto Trading Inc. Santa Ana, CA	320	Pharma Technology Las Vegas, NV	F05
Microsurgery Instruments, Inc Bellaire, TX Microsurgery Instruments is one of the leading suppliers of surgical instruments and loupes. The company's instruments include titanium scissors, needle holders, and DeBakey forceps. Its Super-Cut scissors are the sharpest in the market, and its newly designed surgical loupes offer up to 130-mm field of view and up to 11x magnification.	329	National Death Index Hyattsville, MD	206	Oxford University Press New York, NY Visit the Oxford University Press stand to browse prestigious surgery books at an exclusive conference discount, and collect your free sample copies of the journals of the European Association for Cardio-Thoracic Surgery: European Journal of Cardio-Thoracic Surgery and Interactive CardioVascular and Thoracic Surgery.	216	Pinnacle Biologics Chicago, IL Pinnacle Biologics delivers photodynamic therapy (PDT) to patients through its line of products. By administering an FDA-approved biopharmaceutical drug that is selectively retained in tumors and activated by an FDA-approved laser light, PDT can eradicate tumor cells. The two primary uses for Pinnacle's drug include the treatment of esophageal cancer and of non-small-cell lung cancer.	1532
		Nova Innovations Las Vegas, NV	225	P & M Harmony Las Vegas, NV	106	Providence Health & Services Seattle, WA Providence Health & Services is affiliated with Swedish Health Services, Pacific Medical Centers, and Kadlec. Together, the organizations include more than 5,000 employed providers, 35 medical centers, and more than 600 clinics in Alaska, California, Montana, Oregon, and Washington. Providence is currently recruiting providers in nearly all medical specialties throughout the West. providence.org/providerjobs	220
		Olympus America Inc Center Valley, PA Olympus Medical Systems Group develops solutions for health care professionals that help improve clinical outcomes, reduce overall costs, and enhance quality of life for their patients. By enabling less invasive procedures, innovative diagnostic and therapeutic endoscopy, and early stage lung cancer evaluation and treatments, Olympus is transforming the future of health care.	1307	Peters Surgical Plymouth, MA Vitalitec Geister will be displaying all its products, highlighting the Peters CV Suture, Enclose II Anastomosis Assist Device, Cygnet Flexible Clamps, Intrack Atraumatic Temporary Clamps and Inserts, and Geister ValveGate and ValveGate PRO line.	307		

2018 EXHIBITOR MAP



STS Exhibit Hall Hours

Sunday 4:30 p.m. – 6:30 p.m. | Monday 9:00 a.m. – 4:30 p.m. | Tuesday 9:00 a.m. – 3:30 p.m.



WE BACK YOU.



DT Destination Therapy

SO MUCH DATA IN SUCH A SMALL DEVICE.

HeartWare™ HVAD™ System
The ONLY intrapericardial VAD approved for DT.

Medtronic

Further, Together

©2018 Medtronic. All rights reserved. Medtronic, Medtronic logo and Further, Together are trademarks of Medtronic. All other brands are trademarks of a Medtronic company. UC201806904 EN 01/2018

TECH-CON EXHIBITOR NEW EXHIBITOR MEETING BULLETIN ADVERTISER

Qualiteam srl 208
Chiaverano, Italy
Qualiteam designs products to improve postoperative recovery. Its dual-function sternum and breast supports are unlike any other. They comfortably protect the internal closure from the outside day and night and effectively assist the healing sternum to decrease sternal infections, pain, and pulmonary complications, which ultimately decreases health care costs.

Quest Medical Inc 425
Allen, TX
Quest Medical Inc is a medical device manufacturer and worldwide distributor specializing in protecting the heart during cardiac surgery with the Quest MPS 2® and Microplegia. Quest also offers a unique variety of aortic punches, safety valves, vascular loops, and an anesthesia line designed for optimum cardiovascular surgery.

R&D Surgical USA Inc 830
Austin, TX
R&D Surgical USA / Xenosys USA serve the cardiac, thoracic, and vascular community with innovative products, including a portable next-generation LED surgical headlight offering freedom and convenience at less than 1 oz weight, a full range of custom surgical loupes giving an unbeatable field of vision and depth of focus, all while being light and comfortable, and the Xenosys wireless HD surgical camera system.

Regional Data Managers: STS National Database 1112
Ann Arbor, MI
The Regional Data Manager booth provides opportunities for surgeons to interact with data managers from around the country who are actively involved with STS Regional Database efforts and collaborative STS groups. Come learn about regional activities and initiatives!

Rose Micro Solutions 922
West Seneca, NY
Rose Micro Solutions sells high-quality optical loupes and LED lights for less! Its loupes start at \$279. Rose is a family business consisting of four brothers, and the company is named after their mother Rose. Stop by Booth 922 to see the company's new line of TTL loupes—you'll love the optics. Visit Rose online at www.rosemicrosolutions.com or call 716-608-0009. The company is rated A+ with the BBB.

Rultract/Pemco Inc 1706
Cleveland, OH
Rultract's surgical retractors provide gentle and uniform lift, allowing maximum exposure for IMA dissection, redo hearts, xiphoid entry, subxiphoid pericardial procedures, minimally invasive procedures (Thoratrak capable), parasternal procedures, pediatric/ASD, t-incisions, transabdominal GEA midcab, pectus, LVAD extraction, and TEMLA procedures.

Scanlan International 1705
St. Paul, MN
Highest-quality surgical products designed and manufactured by the Scanlan family since 1921. More than 3000 titanium and stainless steel surgical instruments, including SCANLAN® Super Cut™ and Premier™ Scissors, SCANLAN® Legacy Needle Holders and Forceps, Memory Dilators, VATS SCANLAN® Dennis Rib Cutter and Rocco Nodule Clamps, and SCANLAN® Single-Use Products.

Society of Thoracic Surgeons, The 807
Chicago, IL
STS represents more than 7,100 surgeons, researchers, and allied health care professionals worldwide who are dedicated to ensuring the best possible outcomes for surgeries of the heart, lung, and esophagus, as well as other surgical procedures within the chest. At the booth, learn more about member benefits, advocacy efforts (including STS-PAC), opportunities to participate in the STS National Database and publicly report outcomes, and cutting-edge research being conducted via the STS Research Center. You also can donate to The Thoracic Surgery Foundation, the Society's charitable arm, and get advice from *The Annals of Thoracic Surgery* staff on submitting your manuscript. Stop by Booth 807 or visit www.sts.org to learn more.

Sontec Instruments 1607
Centennial, CO
Sontec offers headlights, loupes, and the most comprehensive selection of exceptional hand-held surgical instruments available to the discriminating surgeon. There is no substitute for quality, expertise, and individualized service. Sontec's vast array awaits your consideration at its booth.

St. Luke's University Health Network 127
Bethlehem, PA

Staff Care 219
Dallas, TX

STS/CTSNet Career Fair Back of Aisles 100-200
Make sure to stop by the STS/CTSNet Career Fair, which will give you the chance to meet face-to-face with top employers. Recruiters will be available to talk with you about career opportunities. The Career Fair will be open during Exhibit Hall hours.

Summit International Medical Technologies 1028
Franklin, MA
Summit International Medical Technologies is a specialty medical device company, devoted to offering high-quality, clinically innovative products.

Sunoptic Technologies 1717
Jacksonville, FL
Sunoptic Technologies offers a premium line of TITAN branded surgical headlamps, xenon light sources, HD video cameras, recording devices, LED products, and fiber optic cables, as well as a full array of accessories (including lamps), parts, and repair services, direct to the surgical marketplace. The company delivers outstanding market-oriented products, combining high quality with exclusive distribution worldwide.

SurgiTel/General Scientific Corp 212
Ann Arbor, MI
SurgiTel is the manufacturer of premium loupes and headlamps sold around the world from its headquarters in Ann Arbor, MI. Holding a variety of patents, SurgiTel is always on the forefront of vision and ergonomics.

Synapse Biomedical 318
Oberlin, OH

SynCardia Systems, Inc 1433
Tucson, AZ
The SynCardia temporary Total Artificial Heart (TAH-t) is the world's only FDA, Health Canada, and CE approved Total Artificial Heart. It is approved as a bridge to transplant for patients dying from end-stage biventricular failure. Visit Booth 1433 for updates on the 50cc TAH-t and destination therapy.

Talis Clinical, LLC F02
Streetsboro, OH
Talis Clinical develops technology that integrates electronic health record, medical device, and other system data to provide tools at the point of care and remotely on any mobile platform. Its Advanced Clinical Guidance Engine "intelligizes" the data to bring meaningful and actionable patient information customized to each caregiver's role, including live wave forms.

TandemLife 324
Pittsburgh, PA
CardiacAssist, Inc dba TandemLife exists to deliver Life Support Simplified, with one small pump enabling any type of extracorporeal circulatory support your patients may need. Its unique pump has enabled the company to develop its most innovative product lines to date: TandemLife, TandemLung, Protek Duo, and VoyagerVest.

Terumo 1224
Ann Arbor, MI
Vascutek, a Terumo company, will display an extensive range of sealed woven and knitted polyester grafts for peripheral, abdominal, and cardiothoracic surgery. Terumo will display the VirtuoSaph® Plus Endoscopic Vessel Harvesting System, Beating Heart and Surgical Stabilization products, and Terumo® Perfusion Products.

Thompson Surgical 1719
Traverse City, MI
Thompson Surgical is a leader in exposure and the original manufacturer of the table-mounted Thompson Retractor. Cardiovascular surgeons will benefit from the Thompson Bolling Retractor, which provides extremely low-profile, stable, and uncompromised exposure of the heart structures for valve procedures. "Set it and forget it." -Steven Bolling, MD

Thoracic Surgery Foundation, The 807
Chicago, IL
TSF was established in 1988 as a 501(c)(3) not-for-profit charitable organization. As the charitable arm of The Society of Thoracic Surgeons, its mission is to foster the development of surgeon scientists in cardiothoracic surgery, increasing knowledge and innovation to benefit patient care.

Thoramet Surgical 306
Madison, CT
Thoramet Surgical Products sells the most complete line of video-assisted thoracoscopic surgical instruments available. Produced in the US in the company's own facilities, they are the surgeon's choice. Come to Booth 306 to see their unique versatility. Thoramet has the feel you want, the actuation you need, and the patterns you demand.

Transonic 331
Ithaca, NY
Transonic is the original inventor and innovator of transit-time flow measurement devices for coronary artery bypass grafting surgery, CHD repair, cardiopulmonary bypass, and extracorporeal membrane oxygenation cases. For more than 33 years, Transonic flow measurement systems have been used to advance physiologic understanding, as well as to provide surgeons with peace of mind that their anastomoses are patent prior to closure.

Veran Medical Technologies 431
St. Louis, MO
Veran is a privately held medical device company headquartered in St. Louis, MO. The company's main focus is assisting physicians in the early diagnosis and treatment of lung cancer. Veran has developed and commercialized an FDA-cleared, next-generation electromagnetic navigation platform called the SPiN Thoracic Navigation System, which includes both endobronchial and transthoracic approaches.

Vidant Medical Center 1613
Robust, nationally recognized cardiovascular care flourishes at Vidant Medical Center, built on the strength of world-renowned specialists serving the eastern one-third of North Carolina. Working in tandem with The Brody School of Medicine at East Carolina University, Vidant brings together cardiac, thoracic, and vascular surgeons, cardiologists, clinical trials, as well as diabetes and obesity research. At its vast campus in Greenville, North Carolina, it offers an environment where academic, employed, and private practice physicians work cohesively to meet the heart and vascular needs of this medically underserved region. vidanthealth.com

Virginia Cardiac Services Quality Initiative 900
Virginia Beach, VA
VCSQI is a nonprofit consortium of cardiac practices whose mission is to improve heart care quality, patient experience, and costs. VCSQI's clinical-financial database helps clinicians identify best practices and measure the impact of quality initiatives. Its Support and Alignment Network (SAN2.0) program focuses on preparing practices for the transition to Advanced Alternative Payment Models.

Vitalcor, Inc/Applied Fiberoptics 525
Westmont, IL
Vitalcor, Inc is a supplier of medical devices used primarily in cardiothoracic surgery. Since 1975, Vitalcor has provided products that take input from teaching and practicing surgeons to make their practice easier. The company takes pride in offering quality products and providing exceptional customer service.

Weatherby Healthcare 113
Fort Lauderdale, FL
Since 1995, Weatherby Healthcare has established itself as an expert in locum tenens staffing for physicians, physician assistants, and nurse practitioners. The company employs nearly 600 employees committed to filling locum tenens assignments in large-scale health care networks, hospitals, and clinics nationwide. For more, visit weatherbyhealthcare.com.

Western Thoracic Surgical Association 934
Beverly, MA
WTSA's annual meeting combines first-rate scientific papers with family-oriented activities. Please join WTSA June 27-30, 2018, at the Ritz Carlton Bacara in Goleta, CA. www.westernthoracic.org

Wexler Surgical, Inc 1200
Houston, TX
Wexler Surgical designs and manufactures a variety of titanium and stainless steel specialty surgical instruments and products for cardiac, vascular, thoracic, and micro surgery. Come see its VATS/MICS instruments and ask about the Optimus Series. Visit www.wexlersurgical.com for more information about products and services, or email sales@wexlersurgical.com.

Wolters Kluwer 308
Phoenix, AZ

World Society for Pediatric and Congenital Heart Surgery 732
Montreal, Canada
The mission of the World Society for Pediatric and Congenital Heart Surgery is to promote the highest quality comprehensive cardiac care to all patients with congenital heart disease, from the fetus to the adult, regardless of the patient's economic means, with an emphasis on excellence in teaching, research, and community service.

Zero Gravity Skin 705
Miami Beach, FL

Zimmer Biomet Thoracic 506
Jacksonville, FL
Founded in 1927, Zimmer Biomet is a global leader in musculoskeletal health care. The company designs, manufactures, and markets a comprehensive portfolio of innovative thoracic products and treatment solutions for surgeons and patients, including the RibFix™ Blu Thoracic Fixation System and the SternaLock® Blu Primary Closure System.

Meet with Top Employers

Make sure to stop by the STS/CTSNet Career Fair, which will give you the chance to meet face-to-face with top employers. Recruiters will be available to talk with you about career opportunities. The Career Fair will be held in the Exhibit Hall.

- Aultman Hospital - Booth #127
- Cox Health - Booth #224
- Essentia Health - Booth #228
- Kaweah Delta Health Care District - Booth #226
- Piedmont Health - Booth #230
- Pikeville Medical Center - Booth #125
- Prevea Health - Booth #129
- UPMC Pinnacle - Booth #131

Note: This list of employers is accurate as of January 11, 2018.

You now have a trustworthy resource to share with your patients.

ctsurgerypatients.org

The Patient Guide to Heart, Lung, and Esophageal Surgery

A Website Presented by Cardiothoracic Surgeons Committed to Improving Patient Care




**Now with more
3D animations!**

Available in both English and Spanish, this website is easily viewable on computers, tablets, and smartphones.

All information has been reviewed by STS members and is divided into the following sections:

- Adult Heart Disease
- Pediatric and Congenital Heart Disease
- Lung, Esophageal, and Other Chest Diseases
- Heart and Lung Transplantation
- Before, During, and After Surgery

Visit sts.org/patients to download a printable PDF for referring your patients to this website.



**The Society
of Thoracic
Surgeons**

Experts Explore Innovations in Multidisciplinary Care

Collaboration among members of the multidisciplinary health care team has never been more important. And while allied health professionals have made significant contributions to performance improvement and research, forums to discuss these findings have been limited.

The goal of the Multidisciplinary Innovations in Cardiothoracic Patient Care session is for attendees to leave with specific strategies for implementing innovative patient care approaches that foster improved outcomes and efficient care delivery.

"This session is a tremendous opportunity for allied health professionals worldwide to come together, network, and share innovative best practices," said Jill Ley, RN, MS, of the California Pacific Medical Center in San Francisco, a moderator of the session.

The first presentations will focus on

key lessons from centers demonstrating exceptional outcomes for patients treated with transcatheter aortic valve replacement, extracorporeal membrane oxygenation (ECMO), or long-term ventricular assist device (VAD) support. The care of these patients is complex and challenging, and speakers will offer advice on developing these programs.

Burnout among health care professionals is high, especially among those in the cardiothoracic surgery setting. It can have devastating effects on both health care professionals as well as patients, so strategies to combat this problem will be discussed.

"Burnout is more prevalent in health care workers than ever before—especially in those caring for the critically ill—and is associated with deleterious effects such as decreased quality of care, patient satisfaction, and staff retention rates," said Mary Zellinger, RN, MS, of Emory University in Atlanta, who will discuss this topic. "Increasing awareness

and identifying potential interventions will contribute to restoring the health and well-being of all members of the interprofessional team, as well as improve outcomes for our patients."

The session also will feature an international perspective on optimizing patient safety throughout the continuum of care. Speakers from the Netherlands and United Kingdom will share information on negative pressure wound therapy, as well as how medical and nursing innovations can contribute to patient outcomes.

Following the invited lectures will be the presentation of five scientific abstracts. The topics include a nurse-driven protocol for ECMO support, using a VAD with a total artificial heart in a child, the impact of an enhanced recovery program on postoperative narcotics use, the effect of frailty and age on outcomes in cardiac surgery, and a mechanical circulatory support program at a children's hospital.

"We are extremely excited to offer this new, comprehensive session designed specifically for multidisciplinary team members," said Ley. "We look forward to a lively session." ■

Multidisciplinary Innovations in Cardiothoracic Patient Care

Sunday, January 28

8:00 a.m. – 4:00 p.m.

Room 316

CRITICAL CARE

continued from page 1

instruments."

Dr. Arora noted that another issue to consider, given the changing patient population, is long-term outcomes. "What happens when older patients leave the hospital and go home? Are they surviving? Or are they thriving?"


Advances in technology have been helpful in prolonging life, and high-cost innovations such as extracorporeal membrane oxygenation (ECMO) are being used with increasing frequency; however, the use of ECMO is controversial.

"We'll explore the moral and ethical aspects, as well as fiscal responsibility, in futile situations," said Dr. Firstenberg. Following that discussion, two cardiothoracic surgeons will square off in a debate about whether ECMO-assisted CPR should be included as part of every cardiopulmonary arrest protocol.

"It's the first time we've included a debate in this Symposium, and we'll present case examples and ask for audience participation," said Dr. Arora. "I'm excited about this new addition because attendees will gain perspectives that they can implement with their multidisciplinary teams when they get home." ■

NOW AVAILABLE

STS Meetings App



FEATURES INCLUDE:

- Meeting program and course schedules
- Customizable calendar and itinerary builder
- CME Credit/Evaluation link
- Exhibitor listing with floorplan
- Meeting alerts

DOWNLOAD THE STS MEETINGS APP



Scan the QR code at left, or point the browser on your mobile device to m.core-apps.com/tristar_sts_meetings



The 2018 STS mobile app is supported by Medtronic and is compatible with iOS and Android mobile devices.




Mingle Oceanside at the President's Reception

Network with STS surgeon leaders and fellow meeting attendees at the President's Reception on Sunday evening. This high-profile event will be held from 7:00 p.m. to 10:00 p.m. on an oceanfront terrace at the luxurious Fort Lauderdale Marriott Harbor Beach Resort & Spa. While a tropical-themed band plays in the background, enjoy gourmet food stations and an open bar. Colorful tropical birds will be on hand to help set the mood. This reception takes the place of the STS Social Event, which previously had been held on Monday evening, leaving the night open for industry-sponsored events or socializing with your colleagues. Tickets can be purchased at Registration for \$95, subject to availability. Don't miss this opportunity to connect with leaders in cardiothoracic surgery in a picturesque, informal setting. ■

Claim Continuing Medical Education Credit

The STS 54th Annual Meeting utilizes an entirely electronic evaluation and CME/Perfusion CEU credit claim process. Both physicians and perfusionists can use this system to claim credit, complete evaluations, and print CME/Perfusion CEU certificates. Certificates of Attendance also are available for other attendees and international physicians not wishing to claim CME/Perfusion CEU credit. Attendees will not be able to evaluate and claim CME/Perfusion CEU credit for ticketed sessions unless they have registered for those sessions. *Please note that CME credit is not available for the Residents Symposium, Residents Luncheon, or STS/AATS Tech-Con 2018.*



Attendees can complete the overall meeting evaluations and all individual session evaluations onsite at CME Stations located in the Grand Ballroom Foyer and the Floridian Ballroom Foyer. Certificate printing is available.

Attendees also can complete evaluations and claim credit by visiting sts.org/2018evaluation or using the STS Meetings app. In order to make this process more convenient for attendees, the meeting evaluations will be available online through Monday, February 12, 2018.

Attendees can log in to the website with the following information:

Username: 6-digit member ID number located on the upper right corner of their meeting badge

Password: First initial and last name ■

THANK YOU!

The Society of Thoracic Surgeons gratefully acknowledges the following companies for providing educational grants for the STS 54th Annual Meeting.

Platinum Benefactors

Provided \$50,000 or above

Abbott

Medtronic

Silver Benefactors

Provided \$10,000-\$24,999

Boston Scientific

Geringe Group

Johnson & Johnson Medical Devices Companies

St. Jude Medical

This list is accurate as of January 16, 2018.

Review STS University Lecture Material Online

STS University courses feature only hands-on learning. No didactic lectures will be given during the activity, so attendees are encouraged to view the lectures online prior to Wednesday morning. You can access the lectures at the STS University viewing station located in the Floridian Ballroom Foyer. You also can access them through the STS Meetings app or by visiting sts.org/stsuniversity. ■

SCHEDULE

continued from page 1

1:00 p.m. – 4:00 p.m.

Residents Symposium: Transitioning From Residency to a Successful Practice
Palm Ballroom A, Second Floor

1:00 p.m. – 4:30 p.m.

How-To Video Session: Technical Tips to Avoid Pitfalls and Simplify Congenital and Pediatric Cardiac Surgical Procedures
Floridian Ballroom A

How-To Video Session: Tips and Tricks to Maximize Efficiency in Minimally Invasive General Thoracic Surgery
Floridian Ballroom D

2:00 p.m. – 6:30 p.m.

Scientific Posters
Third Floor Concourse

4:30 p.m. – 6:30 p.m.

Opening Reception in STS Exhibit Hall Halls ABC, First Floor

7:00 p.m. – 10:00 p.m.

President's Reception (ticket required)
Fort Lauderdale Marriott Harbor Beach Resort & Spa

The ORIGINAL: COSGROVE®, McCARTHY and GILLINOV™ Heart Retractors

EXCLUSIVE DESIGN & MANUFACTURING BY KAPP SURGICAL

The Original Cosgrove® Mitral Valve Retractor

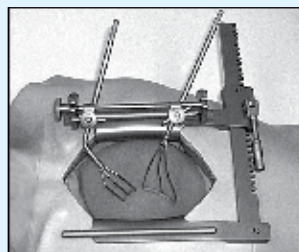
Cat.# KS-7000



- Exceptional Exposure for Right & Left Atrium
- Mitral Valve Repair or Replacement Surgery

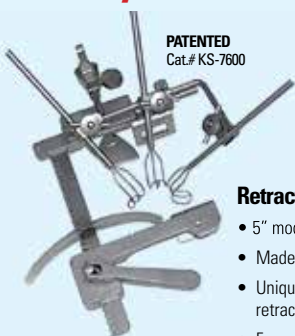
Gillinov™ Heart Retractor

Gillinov™/Maze Self Retaining Retractor on Chest Spreader



Gillinov™/Maze Self Retaining Retractor Blades
Cat.# KS-7211 Set

McCarthy Mini-Sternotomy Retractor with Universal Lift



PATENTED
Cat.# KS-7600

Universal Lift

- Provides greater surgical exposure
- Easy attachment to sternal retractor arm on patient's left side
- Lifts left side of patient's sternum 1" to 2"

Retractor

- 5" modified chest spreader
- Made from surgical stainless steel
- Unique malleable blades allow better retraction and surgical exposure
- For proximal or distal mini-sternotomy procedures

View cephalad to the sternum



Universal Lift
Cat.# KS-7650

KAPP

KAPP SURGICAL INSTRUMENT, INC.

4919 Warrensville Center Road, Cleveland, Ohio 44128
216-587-4400 • FAX 216-587-0411 • 1-800-282-KAPP
Email: info@kappsurgical.com Web Site: www.kappsurgical.com


Visit Us At:
Booth #731
STS Annual Meeting

EN ISO 13485:2012

Genesee
BIOMEDICAL, INC.
Design beyond standard.



Focused on the
Future of Valve Repair

A diver is shown in a dark, rocky cave environment. The cave walls are covered in intricate, glowing blue structures that resemble lymph nodes or branching vessels. The diver is positioned in the lower right, holding a light that illuminates the scene. The overall atmosphere is mysterious and high-tech.

Proven Precision in Real Time

Olympus EBUS — the only recommended* solution for lymph node staging and peripheral lesion detection


- Direct visualization of lymph nodes and peripheral lesions
- Real-time accuracy for greater diagnostic yield**
- Proven EBUS-TBNA solution with more than 1,300 clinical studies

**Chest.* 2013;143(suppl 5):7S-37S

**Data on file

Vist us at Booth 1307 to experience the Olympus EBUS Solution

For a demonstration, contact an Olympus Surgical Endoscopy Territory Manager or call 800-848-9024



MARK YOUR *Calendars!*

2018 STS Educational Courses

**Symposium on Robotic Cardiac Surgery:
Mitral Valve Repair, Coronary Bypass, and More**

March 23-24, 2018

Chicago, IL

Symposium on Robotic Thoracic Surgery

May 18-19, 2018

Chicago, IL

STS/ELSO ECMO Management Symposium

July 13-15, 2018

Tampa, FL

**Advances in Quality & Outcomes:
A Data Managers Meeting**

September 26-28, 2018

Hollywood, CA

**15th Annual Multidisciplinary Cardiovascular
and Thoracic Critical Care Conference**

October 4-6, 2018

Washington, DC

**ACS/STS Cardiothoracic Surgery in the Future:
Technology Overview for Residents and Medical Students**

October 22, 2018

Boston, MA

STS/EACTS Latin America Cardiovascular Surgery Conference

November 15-17, 2018

Cartagena, Colombia

Visit sts.org/meetings for the latest information on STS educational programs.



Video-Based Sessions Offer Dynamic Learning

Video-based learning is gaining momentum as a preferred learning medium across many disciplines, including cardiothoracic surgery. Instructional videos have proven to be better than textbooks for showing technical nuances of challenging operations. See how dynamic and effective video-based learning can be during three sessions on Sunday that will focus solely on videos within adult cardiac, general thoracic, and congenital heart surgery.

“Most meetings present a lot of data. The video presentations step away from the data and show you how to perform a

typical operation,” said Gorav Ailawadi, MD, co-moderator of the adult cardiac session. “Attendees will get advice from experts on how to perform these operations quickly and safely.”

ADULT CARDIAC SURGERY

In a daylong session, 24 videos will be shown in the categories of mitral/atrial fibrillation surgery, coronary artery disease, aortic valve/aortic surgery, and heart failure surgery.

“A lot of different topics will be covered, but the theme is to provide surgeons with something they can take back to their practices and institute immediately,” Dr. Ailawadi said.

In the first part of the session, videos will demonstrate challenging scenarios for mitral valve repairs, including patients with mitral annular calcification, rheumatic disease, and hypertrophic obstructive cardiomyopathy. Two of the videos will demonstrate a robotic repair and minimally invasive techniques to reposition the papillary muscles together, Dr. Ailawadi said.

Another two videos will demonstrate techniques to close the left atrial appendage during cardiac surgery. One is effective surgical closure using sutures, while the other uses clips and devices to close the appendage, he said.

During the section on coronary artery disease, videos will show a coronary endarterectomy to remove plaque, minimally invasive and robotic approaches to coronary artery bypass grafting procedures, and robotic hybrid coronary revascularization.

Several presentations will feature aortic valve procedures, such as sutureless aortic valve replacement, transcatheter aortic valve replacement (TAVR) through alternative approaches including the carotid and transcaval arteries, removing a dysfunctional TAVR valve, arch reconstruction, and dealing with abscesses in the aortic root.

Extracorporeal membrane oxygenation (ECMO) and left ventricular assist devices (LVADs) will be among the topics highlighted in presentations about treating

heart failure. Videos will demonstrate how to maintain perfusion to the lower extremities and how to decompress the left ventricle. Other videos will demonstrate techniques for the use of short- and long-term LVADs, as well as the subcostal approach for a pump exchange and a non-sternotomy approach for implanting an LVAD.

CONGENITAL AND PEDIATRIC CARDIAC SURGERY

Twelve video presentations in a half-day session will explore Ebstein anomaly, systemic atrioventricular (AV) valve disease, complex biventricular repairs, and mechanical surgical support.

“We’ve focused the videos in categories that highlight the procedures that congenital heart surgeons face every day. We want to emphasize interaction between the presenters and the audience so that attendees have all their questions answered,” said co-moderator James S. Tweddell, MD.

Videos will highlight approaches for treating newborns with severe Ebstein anomaly, including surgery on the tricuspid valve to achieve a two-ventricle repair, as well as a conversion of single-ventricle palliation. Patient selection for the various approaches also will be explained.

The second group of presentations will explore repair options for the left side systemic AV valve. Videos will show the use of a CorMatrix cylinder valve in newborns and infants with mitral valve disease, the use of a Melody valve as a mitral valve replacement, and an AV repair for patients with single-ventricle anatomy, Dr. Tweddell said.

Complex biventricular repairs will be highlighted in three videos. The first will explain the use of a Nikaidoh procedure to achieve a two-ventricle repair in patients with complex transposition, he said. A second video will demonstrate biventricular repairs in patients with complex heterotaxy, and a third will show a double-switch procedure for patients with a congenitally corrected transposition.

The final group of presentations will examine mechanical surgical support options, including an ECMO simulation training program, how to identify treatment options for patients with heart failure with congenital heart disease, and how to manage the complex anatomic challenges seen in older Fontan patients, Dr. Tweddell said.

GENERAL THORACIC SURGERY

Minimally invasive approaches for lobectomies, segmentectomies, and esophagectomies will be demonstrated in a series of general thoracic surgery video presentations. Other videos in the session will explain lean approaches to surgery and recovery, as well as novel techniques for finding nodules during procedures.

“This session is set up to help STS members engage in the process of higher quality, minimally invasive surgery. These videos are about better ways to do it and better ways to do it faster with higher quality and at lower cost,” said session moderator Robert J. Cerfolio, MD.

Video-assisted thoracoscopic (VATS) and robotic approaches to lobectomies and segmentectomies will be shown. For esophagectomies, presenters will detail three approaches—robotic Ivor Lewis, transhiatal, and endoscopic.

“The robotic platform allows more patients to get a minimally invasive operation, but it comes down to the surgeon,” said Dr. Cerfolio. “If we can teach surgeons how to perform really good surgery with VATS, they don’t need a robot. If you have a robot, you can do it without VATS. We want high-quality surgery either way. We want them to do it with a robot or VATS, not an open technique.”

The one non-technical presentation in the session will be “Lean and Efficient Surgery and Recovery: A Systems Approach.” Lean systems can be used to reduce variables by optimizing processes supporting surgeries, from developing a surgery team to setting up the operating room.

“Reducing variables reduces costs and increases quality. That improves value,” Dr. Cerfolio said. “The goal of this session is to show via video what quality surgery looks like. As in sports, everything is on the videotape. All of your mistakes and all of your victories are videotaped and can be broken down and assessed. That is true for surgery.” ■

“As in sports, everything is on the videotape. All of your mistakes and all of your victories are videotaped and can be broken down and assessed.”

— ROBERT J. CERFOLIO, MD

“My Tube” Adult Cardiac How-To Video Session

Sunday, January 28

10:00 a.m. – 4:30 p.m.

Grand Ballroom A-B

How-To Video Session: Tips and Tricks to Maximize Efficiency in Minimally Invasive General Thoracic Surgery

Sunday, January 28

1:00 p.m. – 4:30 p.m.

Floridian Ballroom D

How-To Video Session: Technical Tips to Avoid Pitfalls and Simplify Congenital and Pediatric Cardiac Surgical Procedures

Sunday, January 28

1:00 p.m. – 4:30 p.m.

Floridian Ballroom A

Session Explores Primary Causes of Sudden Cardiac Death

Although relatively infrequent, the two primary causes of sudden cardiac death—hypertrophic cardiomyopathy (HCM) and anomalous aortic origin of a coronary artery (AAOCA)—can be difficult to manage. Surgeons often have difficulty mastering reproducible techniques that maximize benefits and minimize risk.

The Adult Congenital Heart Disease Symposium will focus on these two challenging conditions through invited lectures, a panel discussion, and questions from attendees.

Adult Congenital Heart Disease Symposium: Surgical Management of Hypertrophic Cardiomyopathy and Anomalous Aortic Origin of a Coronary Artery in Children and Adults

Sunday, January 28

8:00 a.m. – 12:00 p.m.

Floridian Ballroom B-C

“Our goal is for the Symposium to be of interest to a broad audience,” said Stephanie M. Fuller, MD, of Children’s Hospital of Philadelphia, who is one of the Symposium moderators. “We tried to select diseases that cover the life span. These conditions are appealing to both adult cardiac surgeons and congenital heart surgeons.”

HCM

Surgical myectomy is the criterion standard for most patients with obstructive HCM and drug-refractory symptoms. “A question for many surgeons is how to do an adequate myectomy to relieve obstruction, especially when left ventricular outflow tract obstruction is present,” said James S. Tweddell, MD, of Cincinnati Children’s Hospital, who is another Symposium moderator.

Although it’s rare, Dr. Tweddell said an individual with HCM may have a resting diastolic defect with no obstruction. “For these patients, we need to determine the role of cavity enlargement,” he said.

Experts on myectomy will describe different surgical techniques, including basal septal myectomy, the transventricular approach for midventricular obstruction, and

“Do you let teenagers with [AAOCA] play sports? How do you identify the condition in advance, and what is the best management strategy?”

— JAMES S. TWEDDELL, MD

cavity enlargement using an apical approach for nonobstructive HCM.

Added to the challenges of surgery is identifying individuals who are high risk for conventional surgery. “Alcohol ablation is an option for high-risk patients, but the outcomes are less predictable. Surgeons must understand risk stratification and appropriate referral for ablation,” explained Dr. Tweddell.


AAOCA

AAOCA is increasingly being recognized, primarily because of better detection by echocardiography. But the optimal management of individuals with AAOCA is controversial, leaving many surgeons uncertain of the best way to manage the condition.

“If the patient is asymptomatic, what do you do? AAOCA often occurs in teenagers, a particularly challenging group of patients because of the high risk of sudden cardiac death, which is so tragic,” said Dr. Tweddell. “Do you let teenagers with this condition play sports? How do you identify the condition in advance, and what is the best management strategy?”

Experts will try to answer these questions by offering information on imaging and nomenclature, different management approaches for adults and children, surgical unroofing, the current role of bypass grafting, and when it’s best to operate on the anomalous right coronary artery. ■

GET FULL EVENT COVERAGE ONLINE



The Society
of Thoracic
Surgeons

STS MEETING BULLETIN JAN. 27–31, 2018 • FORT LAUDERDALE, FL



VISIT STS-365.ASCENDEVENTMEDIA.COM

WE BACK YOU.



SO MUCH DATA
IN SUCH A
SMALL DEVICE.

DT

Destination Therapy

HeartWare™ HVAD™ System

The **ONLY** intrapericardial VAD approved for DT.



Stop by our booth to see
our latest innovations.

Brief Statement HeartWare™ HVAD™ System

The HeartWare™ HVAD™ System is indicated for hemodynamic support in patients with advanced, refractory left ventricular heart failure; either as a Bridge to Cardiac Transplantation (BTT), myocardial recovery, or as Destination Therapy (DT) in patients for whom subsequent transplantation is not planned.

Refer to the "Instructions for Use" for detailed information regarding the implant procedure, indications, contraindications, warnings, precautions, and potential adverse events prior to using this device. The IFU can be found at www.heartware.com/clinicians/instructions-use.

Caution: Federal law (USA) restricts these devices to sale by or on the order of a physician.

©2018 Medtronic. All rights reserved. Medtronic, Medtronic logo and Further, Together are trademarks of Medtronic. All other brands are trademarks of a Medtronic company.
UC201806904 EN Rev01 01/2018

Medtronic
Further, Together

Maquet
Atrium
Pulsion
Datascope
Getinge
Steritec
Lancer

Get2KnowGetinge.com

Positive outcomes: the product of great partnerships.

Names you know that consistently deliver products that help you improve the health and well-being of others. What you may not know is that we've unified these proven solutions into one **Getinge**—adding to the value we offer you through our expertise in acute care therapies and surgical workflows.

You provide the support your patients need for positive outcomes. We strive to do the same for you, by working to understand your needs and deliver ongoing expertise, education, and consultation. We believe that patient success stories begin with strong partnerships.

Visit us at STS booth #604



To learn more, visit **Get2KnowGetinge.com**

GETINGE 